

 **Rental**

Airbnb Clone

Version 5.0



INDEX

Introduction	6
Users	6
Host	6
Guest	7
Admin	7
How To Become A Host?	8
Add Your Space And Become A Host	8
Basics Information	9
Descriptions	9
Location	10
Amenities	10
Photos	11
Video	11
Pricing	12
Additional Pricing Option	12
Length of Stay Discount	12
Booking	13
Terms	13
Calendar	14
Listing Approval	15
Add Your Experience	16
Basics Information	16
Descriptions	17
Location	18

Inclusion & Exclusion	18
Photos	19
Video	19
Pricing	20
Package	21
Date and Time	22
Date	22
Booking	23
Terms	23
Calendar	24
Listing Approval	25
Buy2Rental Host & Guest View	26
Dashboard Page	27
My Listing	28
My Experience	29
My Trips	30
Profile Page	32
Payment and Account Page	35
Search Options In Homepage	37
Search Option for Property	38
Search Option for Experience	39
View Listing	40

View Experience	42
Wishlist	44
Booking Options For Guest	46
Payment Methods	46
Cancellation Policy	47
Buy2Rental Admin Panel	49
Admin Dashboard	50
Site Settings	50
Manage Admin	51
Manage Users	51
Manage Listings	51
Manage Experience	51
Manage Bookings	52
Experience Setting	52
Penalty	52
Payout Request	53
Listing Settings	53
Manage Amenities	53
User Reviews	54
Site Testimonials	54

Customer Messages	54
Reports and Stats	54
Home Page Settings	55
Static Page CMS	55
Manage Currency	55
Manage Language	55
Manage Country	55
Payment and Fee Settings	56
Manage Email	56
SMS Settings	56
Social Page And Login Settings	57
SEO Settings	57
Site Database Backup	57
Delete Demo Content	57
Core Features of Buy2Rental	58
Server Requirements for Airbnb Clone Script from Sangvish	59
Live Demo Login Credentials	59

Introduction

Airbnb Clone Vacation Rental Script is the ideal solution for new business owners. Simply use our Airbnb clone script to get started with your online rental marketplace business. The Buy2Rental lets the property owners to renting out their own properties or spaces to the guests and can earn from it.

User

Buy2Rental provides all of the key features to the preceding users:

- Hosts
- Guests
- Admin

Host

In our Airbnb Clone Script, The hosts are the property owner who wants to earn by listing and renting out their properties or spaces like rooms, houses, and flats.

For this, the hosts need to sign up and log in using their social media accounts or email accounts. The following are the responsibilities of a host:

Host Signup – The hosts can sign up to the website using their mail ids. Also, our Airbnb Clone Script has another option for the hosts to sign up with their social media profiles. And the registered hosts should be verified by the admin. Also, once the verified email, social media accounts like Facebook, linked in are verified successfully. The user will get the badge.

Become a Host - The host can bring their space to the marketplace to make extra income by renting it.

Responding to the Guest Booking Request - If the rooms which the guests want to book aren't available on the requested date, or if the host is failed to comply with the guest's profile, the request can be rejected, the Host has the choice to accept or deny a booked request from guests.

Accommodating the Guest - Once the payment process is finished successfully, the Host must be prepared to serve the guest according to their needs and preferences.

Guest

Guest is the travels who needs the rented property in various places around the world. The guests can also list their spaces and became the host. Similar to the host, the guest also needs to signup using their social accounts or email ids to book the properties or communicate with the hosts. Below are the activities which can be done by the guests.

- **Guest Signup**

Users can register for Buy2Rental using their email addresses. Users have the option of signing up using their social media profiles as well.

- **Find the Properties**

Guest can search for the property listings by entering the particular places and then picking the starting and ending date. Then, it will display the corresponding listings with all the information about the property, and as well fixed on the Map. Guests can also start looking at the listings based on the accommodations available.

- **Request Booking**

After sending a request to the Host for the property to be booked, the guest must wait for the Host's response. The booking process is completed with payment once the Host confirms the request.

- **Instant Booking**

If the Host selects the instant booking option, the guest can directly complete the payment and book the property.

Admin

Admin is the owner of the website and entrepreneur who wants to start a vacation rental business. They are in ultimate control of the script. A user-friendly admin panel allows the administrator to handle the host and guests.

How To Become A Host?

People who want to rent out their property can become a host. And they can list their properties like house, space, apartment, rooms. In the latest update version 5.0, we have introduced the Experience the host module, where the hosts can also list the experiences like adventure sports, events and etc.

To become a host and list the property, select the Add Space option in the header and enter your property details and required information for the listing. The hosts have to complete 8 steps to list the property successfully.

Add your Space and Become A Host

To list the property the host need to choose their home type, room type, accommodates (the host has the option to decide the number of guests can accommodate), and the city.

Buy2Rental Lets you make money renting out your place.

Home Type
House

Room Type
Private room

Accommodates
2

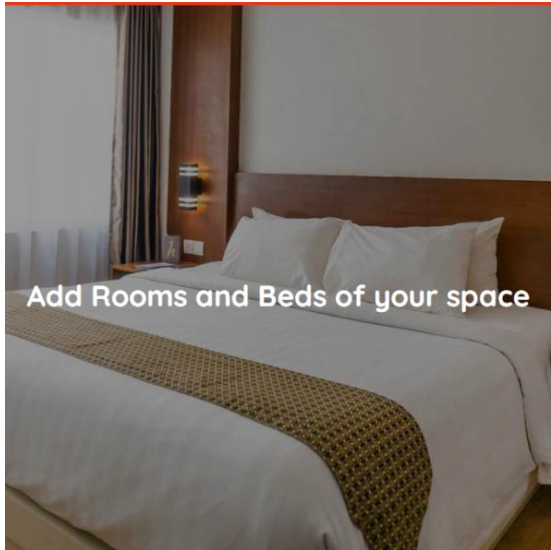
City *

Continue

After entering the details, clicking the continue button will take you to the next step of listing.

Basic Information

The host can add basic information about the space like the number of bedrooms, beds, bathrooms, and bed type. Also, the details from the previous page will also be shown on this page.



Rooms and Beds

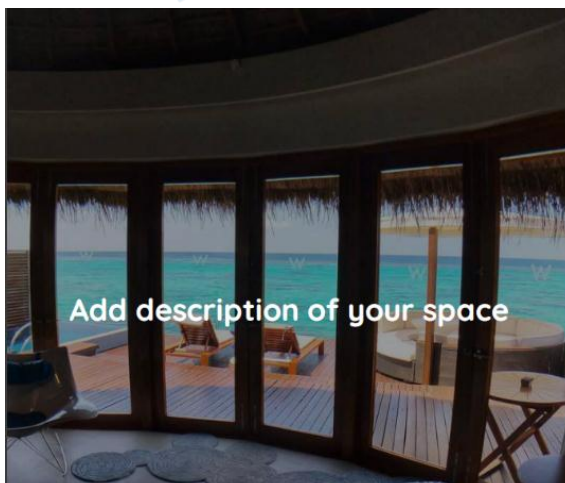
Bedrooms	Beds
<input type="text" value="1"/>	<input type="text" value="1"/>
Bathrooms	Bed Type
<input type="text" value="0.5"/>	<input type="text" value="king"/>

Listings

Property Type	Room Type	Accommodates
<input type="text" value="House"/>	<input type="text" value="Private room"/>	<input type="text" value="2"/>

Description

In the description, the hosts can provide the listing name and the description of the property in multiple languages. Also by clicking “add more details”, they can provide more details like about place, the space is great for, the guests can access the space, overview about the place and etc. The details can also be added in multiple languages. This will be more useful for the guests to know more about the property.



Description

En
ar
ch
fr
pt
ru
es
tr

Listing Name *

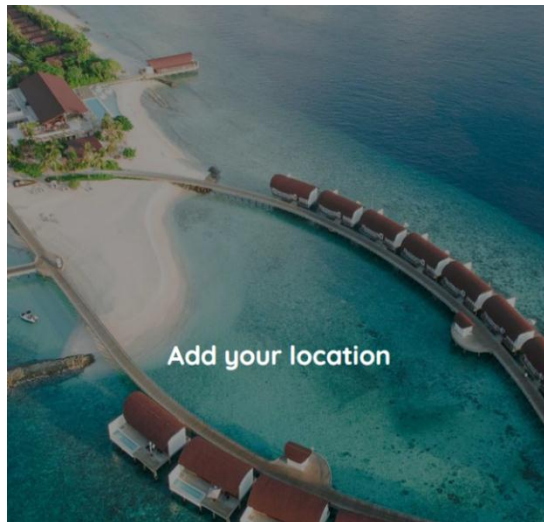
Summary *

Best place for a vacation trip

You can add more [details](#) Tell travelers about your space and hosting style.

Location

The host should mention the location of the property. They can enter the address manually, or they can also pin the exact location on the map.



Location

Country * Address Line 1 *

You can move the pointer to set the correct map position

Address Line 2 City / Town / District *

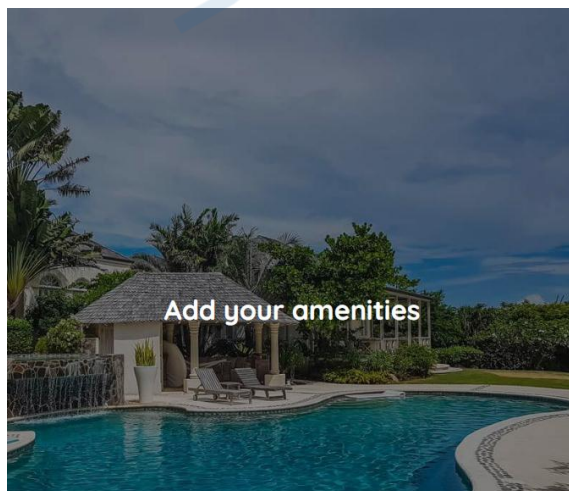
State / Province / County / Region * ZIP / Postal Code

[Back](#) [Next](#)

Amenities

To make your listing more clear about the property the Buy2Rental lets the hosts choose the available common amenities like (TV, Internet, and other features like pets allowed, kids friendly, etc).

The hosts can also choose the available safety amenities like (Smoke Detector, first aid kit, safety card, etc).



Common Amenities *

<input checked="" type="checkbox"/> Essentials	<input checked="" type="checkbox"/> TV	<input checked="" type="checkbox"/> Cable TV
<input checked="" type="checkbox"/> Air Conditioning	<input checked="" type="checkbox"/> Heating	<input checked="" type="checkbox"/> Kitchen
<input type="checkbox"/> Internet	<input type="checkbox"/> Gym	<input type="checkbox"/> Elevator in Building
<input type="checkbox"/> Indoor Fireplace	<input type="checkbox"/> Buzzer/Wireless Intercom	<input type="checkbox"/> Doorman
<input type="checkbox"/> Shampoo	<input type="checkbox"/> Wireless Internet	<input type="checkbox"/> Hot Tub
<input type="checkbox"/> Washer	<input type="checkbox"/> Pool	<input type="checkbox"/> Dryer
<input type="checkbox"/> Breakfast	<input type="checkbox"/> Free Parking on Premises	<input checked="" type="checkbox"/> Family/Kid Friendly
<input type="checkbox"/> Smoking Allowed	<input checked="" type="checkbox"/> Suitable for Events	<input checked="" type="checkbox"/> Pets Allowed
<input type="checkbox"/> Pets live on this property	<input type="checkbox"/> Wheelchair Accessible	

Safety Amenities

<input checked="" type="checkbox"/> Smoke Detector	<input type="checkbox"/> Carbon Monoxide Detector	<input checked="" type="checkbox"/> First Aid Kit
<input checked="" type="checkbox"/> Safety Card	<input checked="" type="checkbox"/> Fire Extinguisher	

[Back](#)

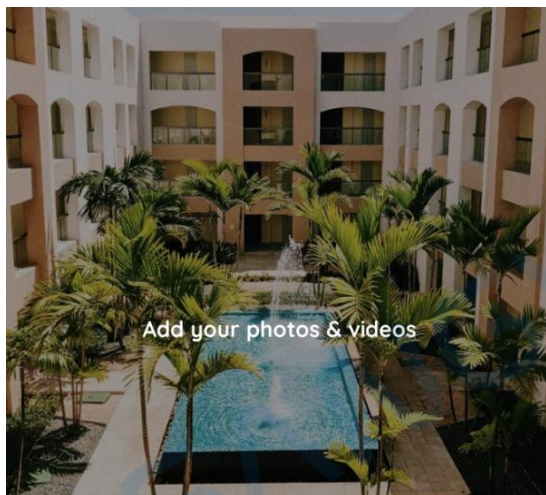
[Next](#)

Photos

The host should upload photos of their space so that guests can know more about it. Hosts have the option of uploading multiple images of their rooms. Hosts can also delete the images they've uploaded. Also, they can add highlights about the photo. The host also can arrange the photos by providing serial numbers.


Videos

The host can include a video of their property to explore more about it. Videos attract a lot of attention and allow guests to get a better view of the location. It can be added by the host by using the YouTube URL. Adding video is an optional feature.



Photos

No file chosen
(width: 640px and Height: 360px)



What are the highlights of this photo?

Serial	Serial	Cover Photo
<input type="text" value="1"/>	<input type="text" value="2"/>	<input type="text" value="No"/>

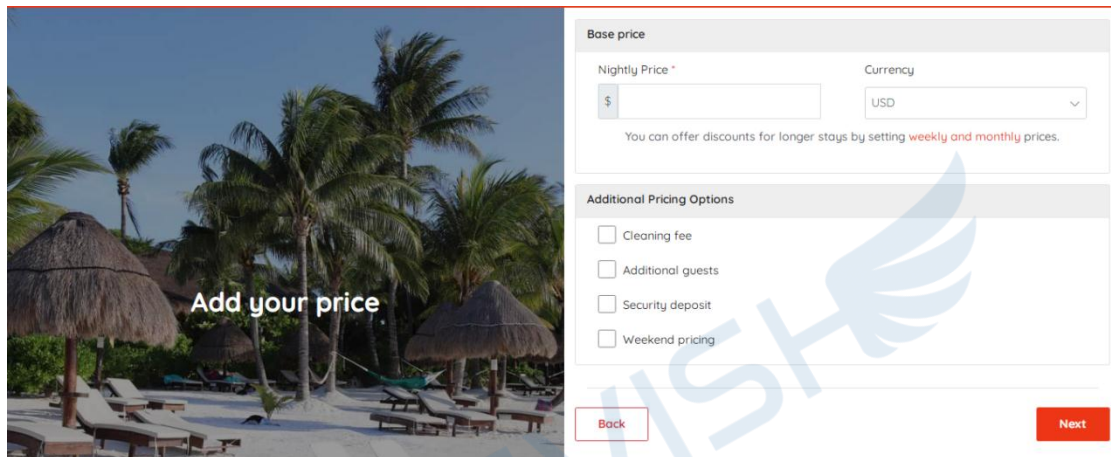
Videos

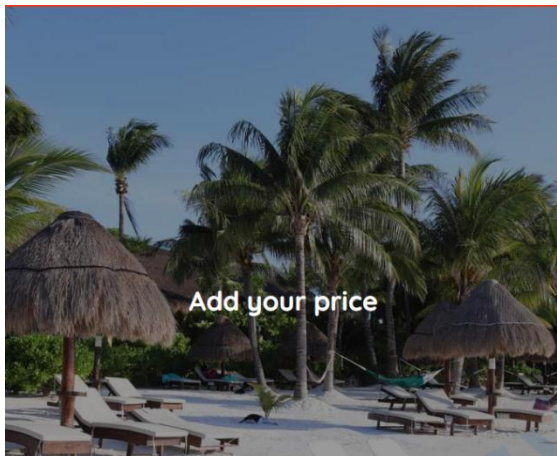
Pricing

The hosts can set the basic price for a night. Also, they can choose the currency type.

Additional Pricing Options

Also, the additional prices can be included like cleaning fee, additional guests, security deposit, and weekend pricing.





Add your price

Base price

Nightly Price * Currency USD

You can offer discounts for longer stays by setting **weekly and monthly** prices.

Additional Pricing Options

Cleaning fee

Additional guests

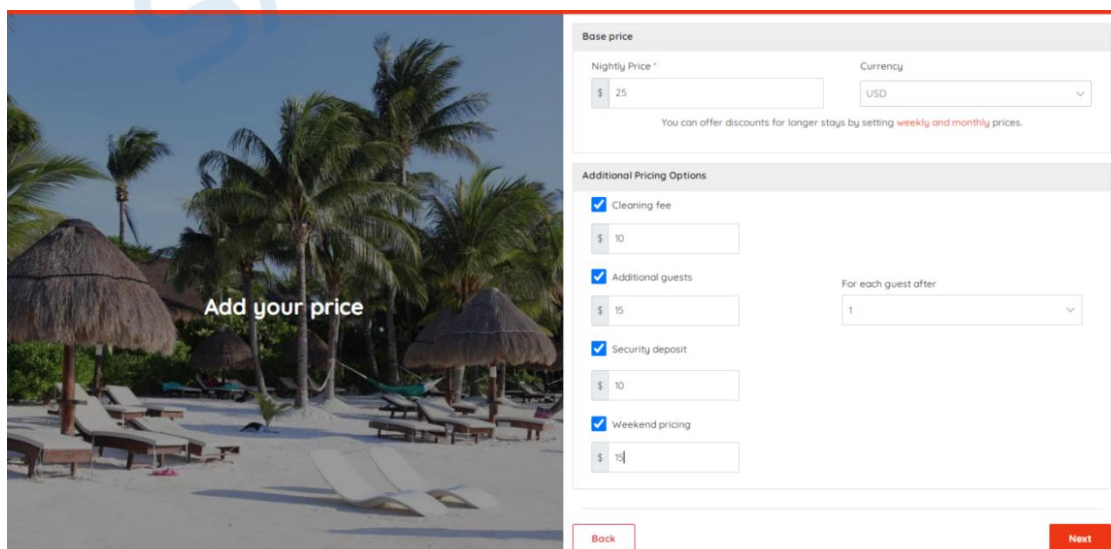
Security deposit

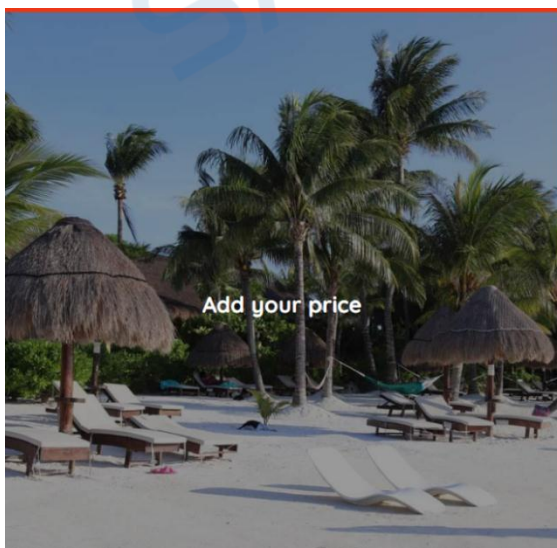
Weekend pricing

Back
Next

Length of Stay Discount

The Host can also offer a discount for the longer stays by setting weekly and monthly chargers.





Add your price

Base price

Nightly Price * Currency USD

You can offer discounts for longer stays by setting **weekly and monthly** prices.

Additional Pricing Options

Cleaning fee

Additional guests For each guest after 1

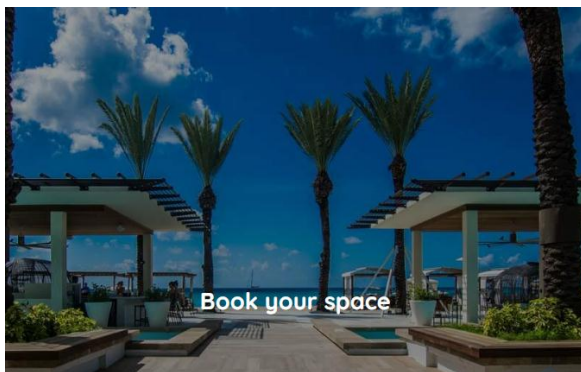
Security deposit

Weekend pricing

Back
Next

Booking

When creating a listing, the host has two options to book for the property. After completing a listing, the host can choose between "guests book instantly" and "review each booking" as a booking option. If the host selects "guests book instantly", the guest can book the property right away without having to put it on hold for a response from the host. If the host chooses the review each booking when listing, the guest may make such a request and wait for the host to accept or deny the request.



Booking

Choose how your guests book *
Get ready for guests by choosing your booking style.

Booking Type

Review each request


Review each request

Guests book instantly

Back
Next

Terms


The host can choose from three cancellation policies that includes Flexible, Moderate and Strong when adding the listing.



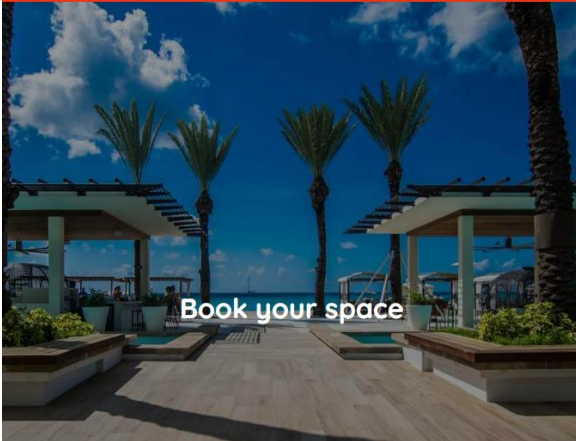
Q

Add Your Space

🌐

☰


Dashboard
Profile
My Listing
My Bookings
My Trips
Wishlist
Messages
Payment & Account



Booking

Choose how your guests book *
Get ready for guests by choosing your booking style.

Booking Type

Review each request

Terms

The requirements and conditions to book a reservation at your listing. *

Cancellation Policy

Flexible: Full refund 1 day prior to arrival, except fees

Flexible: Full refund 1 day prior to arrival, except fees

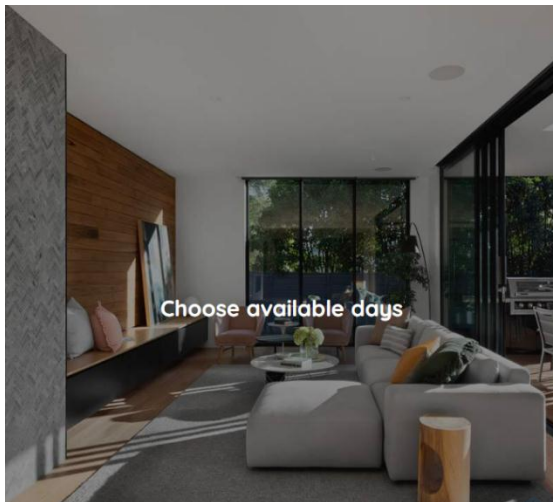
Moderate: Full refund 5 days prior to arrival, except fees

Strict: 50% refund up until 1 week prior to arrival, except fees

Back
Next

Calendar

Hosts can use the calendar to select the dates as available or not available, as well as the host can edit the pricing in the calendar. The host can rewrite dates manually or by choosing and trying to drag dates on the calendar, as well as set/change prices. Import calendar, sync with other calendars, and export calendar are all available in Host. Also, the hosts can include minimum and maximum stay requirements.



October 2021						
Mon	Tue	Wed	Thu	Fri	Sat	Sun
27	28	29	30	1 Today	2	3
\$25	\$25	\$25	\$25	\$25	\$25	\$25
4	5	6	7	8	9	10
\$25	\$25	\$25	\$25	\$25	\$25	\$25
11	12	13	14	15	16	17
\$25	\$25	\$25	\$25	\$25	\$25	\$25
18	19	20	21	22	23	24
\$25	\$25	\$25	\$25	\$25	\$25	\$25
25	26	27	28	29	30	31
\$25	\$25	\$25	\$25	\$25	\$25	\$25

[Sync with other calendars](#)
[Import Calendar](#)
[Export Calendar](#)

Set price for particular dates ✕

Start Date *

End Date *

Price *

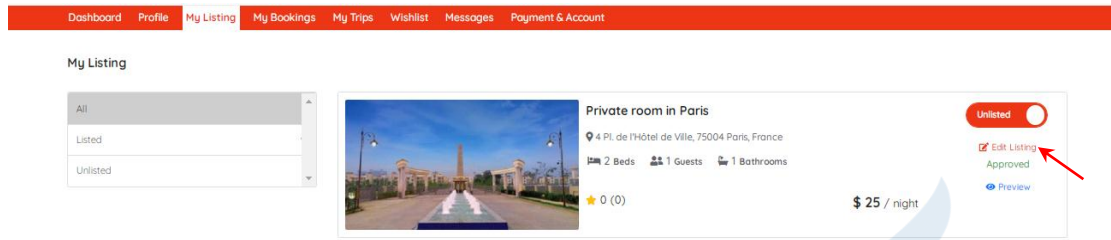
Minimum Stay

Maximum Stay

Status *

Listing Approval

The listing is sent to the admin for approval after the host has listed their space. The admin verifies and approves the listing. After that, the listing can be found in the "My Listings" section. Also, the host can use the list/unlist option for unlisting their property.



The screenshot displays the 'My Listing' section of the Sangvish user interface. At the top, a navigation bar includes links for Dashboard, Profile, My Listing (active), My Bookings, My Trips, Wishlist, Messages, and Payment & Account. Below the navigation, the 'My Listing' section features a filter dropdown menu with options for 'All', 'Listed', and 'Unlisted'. The main content area shows a listing card for a 'Private room in Paris' located at '4 Pl. de l'Hôtel de Ville, 75004 Paris, France'. The listing details include '2 Beds', '1 Guest', and '1 Bathrooms', along with a price of '\$ 25 / night' and '0 (0)' reviews. On the right side of the listing card, there is a red 'Unlisted' toggle switch, a red arrow pointing to an 'Edit Listing' button, and 'Approved' and 'Preview' buttons.

Add your Experience

To start listing the experience, In the home page the host needs to choose the Add your experience option. After choosing the city, click continue to proceed with the next step.

City *

-  **Ladakh Fashion Store** Talab Tillo Road, opposite Vijay Rice Mill, Bharat Nagar, Jammu
-  **Ladakh Cuisine** Bharat Nagar, Jammu
-  **Ladakh House** Ladakh House, Trikuta Nagar, Jammu
-  **Jammu & Kashmir Bank** Leh
-  **Jammu & Kashmir Bank** Chanchick, Kargil

powered by Google

Basic Information

In the next step, provide information like Title, Experience type, max people and Duration.




Title *

Experience Type Max People

Nature

Durations (Example: 3 days 2 nights, 5 hours, etc...)

[Next](#)

 English  USD [Support & resources](#) 

Description

In the description, the hosts can provide the Listing name and the description of the experience in multiple languages.

Description

En ar ch fr pt ru es tr

Listing Name *

MotorBike Adventure to Ladakh

Summary *

A motorcycle adventure in Ladakh will expose you to the region's breathtaking scenery and high mountain passes, which are two of the region's most well-known features.

Back Next

English \$ - USD Support & resources

Also in the next step, they can provide more details like about the place, the space is great for, the guests can access the space, overview about the place and etc. The details can also be added in multiple languages. Providing this information will be more useful for the guests to know more about the experience.

Details

En ar ch fr pt ru es tr

About Place

Ladakh offers an experience, unlike any other place, from driving on the largest cruise roads in the world to the valleys' martian landscape.

Place is great for


A road trip to Ladakh is challenging and rewarding, and it offers a glimpse into a distinctive culture that has persisted for many years.

Location

Where the experience will take place should be provided by the host. They can manually input the address or pin the exact place on the map.

Location

Country * Address Line 1 *



You can move the pointer to set the correct map position

Address Line 2 City / Town / District *

State / Province / County / Region * ZIP / Postal Code

Inclusion & Exclusion

To make your experience listing more clear about things included and excluded on the experience the Buy2Rental lets the hosts choose the inclusions like departure tax, entry tax, parking fees and etc..

And it also has the exclusions like foods and drinks, bus fair, fuel surcharge and wifi.

Inclusion

Departure tax Entry or admission fee Entry tax

Landing & facility fees National park entrance fee Parking fees

Tip or gratuity

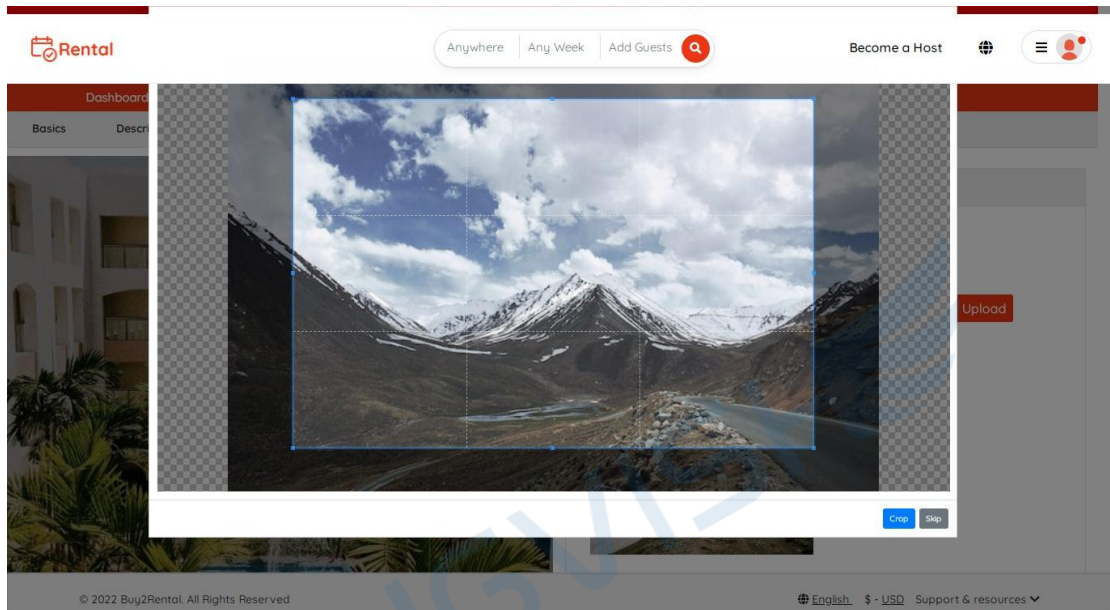
Exclusion

Food & drinks Bus fare Fuel surcharge

Wifi

Photos

So that visitors can learn more about the experience, the host should post pictures of it. Multiple photos can be uploaded by the hosts. The images that the hosts have posted can also be deleted. They can also add highlights to the image. By giving serial numbers of the photos, the host can also arrange them. And the image cropping option also included so that the host can crop the image for the best view.



Videos

To learn more about it, the host can provide a video of their experience. Videos grab a lot of attention and provide visitors a better understanding of the place. The host can include it simply using the YouTube URL. It's an optional feature to include video.

Videos

Upload

Back
Next

Pricing

The hosts can set the price in three ways such as Package, Date and Time and Date

Your Demo going to restore 00:47:44 [Restore Now](#)

Rental [Become a Host](#)

Dashboard Profile My Listing My Experience My Bookings My Trips Wishlist Messages Payment & Account

Basics Description Details Location Amenities Photos **Pricing** Booking Calendar

Add your price

Price

Booking Type * Currency

© 2022 Buy2Rental. All Rights Reserved [English](#) \$ - USD [Support & resources](#)

Package

In the package pricing the hosts can list more than one package and its prices, number of persons and the others details, description and image included in the package.

Price

Booking Type *

Currency

Packages

Package Name

Price

No. Adults

No. Child

No. Infants

Full details

Description

Upload Photo No file chosen

Package Name

Price

No. Adults

No. Child

No. Infants

Full details

Description

Upload Photo No file chosen

Date and Time

When listing the experience for some particular time the host can use this pricing. In this pricing method the host can select the date, start time and end time.

Price

Booking Type *

Currency

Price *

Time

06:00 AM	▼	08:00 AM	▼	Remove
08:00 AM	▼	10:00 AM	▼	Remove
10:00 AM	▼	12:00 PM	▼	Remove
12:00 AM	▼	02:00 AM	▼	Remove

Add

Back

Next

Date

This can be used when listing the experience for some particular date and set the price.

Price

Booking Type *

Currency

Price *

Back

Next

Booking

Similar to listing the property, the host has two options for booking an experience. The host can select "guests book instantly" or "review each booking" as a booking option when listing. The guest can reserve the property right immediately without waiting for a response from the host if the host chooses "guests book instantly." If the host choose "review each booking" when listing, the guest may make such a request and wait for the host to accept or decline it.

Terms

The host can choose from three cancellation policies that includes Flexible, Moderate and Strong when adding the experience listing.

Booking

Choose how your guests book *

Get ready for guests by choosing your booking style.

Booking Type

Review each request

Terms

The requirements and conditions to book a reservation at your listing. *

Cancellation Policy

Flexible: Full refund 1 day prior to arrival, except fees

Back

Next

Calendar

The calendar can be used by hosts to mark certain dates as available or unavailable. Although the host can change the prices on the calendar, this might not be applicable for package prices. The host can modify prices and manually rewrite dates by selecting and dragging them on the calendar. In Host, you can import calendars, sync them with other calendars, and export calendars.

<
>
August 2022 ▾

Mon	Tue	Wed	Thu	Fri	Sat	Sun
1	2	3	4	5	6	7
\$0	\$0	\$0	\$0	\$0	\$0	\$0
8	9	10	11	12	13	14
\$0	\$0	\$0	\$0	\$0	\$0	\$0
15	16	17 Today	18	19	20	21
\$0	\$0	\$0	\$0	\$0	\$0	\$0
22	23	24	25	26	27	28
\$0	\$0	\$0	\$0	\$0	\$0	\$0
29	30	31	1	2	3	4
\$0	\$0	\$0	\$0	\$0	\$0	\$0

Sync with other calendars
Import Calendar
Export Calendar

Back

Next

Set price for particular dates ✕

Start Date *

End Date *

Price *

Status *

--Please Select--
Available
Not Available

Admin Approval

After the host lists their experience, it is sent to the admin for the approval. It is verified and approved by the admin. The experience is then available in the "My Experience" section. The host can also choose to list or unlist their experience.

Buy2Rental
Host & Guest View

Dashboard Page

Guest Dashboard

In the Guest Dashboard, on the top the user has the details like my lists, trips and my wallet. Also it has the profile photo, Identity verification details, about and the reviews. The user can get the verified badge for their profile by getting verified their email, social media profile, and other documents by the admin.

The screenshot displays a user profile for Albert on a platform called Rental. The top navigation bar includes the Rental logo, search filters (Anywhere, Any Week, Add Guests), and options to Become a Host or access a menu. The profile section shows a photo of Albert, an 'Update Photo' button, and an 'Identity verification' section with a 'Get the badge' button. Statistics show 28 My Lists, 4 Trips, and a My Wallet of \$94. The 'About' section states Albert is a member since August 2021 and describes his interest in meeting new people. Two reviews are listed: one for 'Cave in Berlin' by Anna (5 stars, 7 months ago) and one for 'Tent House in New York' by Athi (5 stars, 7 months ago). The footer contains copyright information for Buy2Rental and language/currency options.

Host Dashboard

The Host also has a dashboard, where they can edit their profile details. It also has the monthly breakdown amount. The transaction history can be viewed by the host. By clicking the messages menu, it will take them to the inbox tab, where they can see messages. From the dashboard, they can manage their entire booking request on my bookings page.

My Listing

My Listing has the list of properties that shows both the listed and unlisted properties. You can also view them under the categories like all, listed and unlisted. Also, the host can unlist, edit and preview their listed properties. Addition it has the duplicate button, which allows the hosts to duplicate the experience listing.

The screenshot displays the 'My Listing' interface. At the top, there is a navigation bar with the 'Rental' logo and a search bar. Below this, a red navigation bar contains several menu items: Dashboard, Profile, My Listing (highlighted), My Bookings, My Trips, Wishlist, Messages, and Payment & Account. The main content area is titled 'My Listing' and features a filter dropdown menu on the left with options for 'All', 'Listed', and 'Unlisted'. Two listing cards are shown. The first card, 'Home in Singapore', includes a photo of a living room, the title, location 'Unnamed Road Singapore', details '1 Beds', '1 Guests', and '0.5 Bathrooms', a star rating of '0 (0)', and a price of '₹ 1656 / night'. It has an 'Unlisted' toggle switch (indicated by a red arrow), an 'Edit Listing' button, and a 'Preview' button. The second card, 'Single room in Budapest', includes a photo of a bedroom, the title, location 'Budapest, Unnamed Road, 1013 Hungary', details '2 Beds', '2 Guests', and '1 Bathrooms', a star rating of '0 (0)', and a price of '₹ 2318 / night'. It also has an 'Unlisted' toggle switch, an 'Edit Listing' button, and a 'Preview' button.

My Experience

My Experience includes a list of experience that contains both listed and unlisted experiences. Additionally, you can view them in the categories all, listed, and unlisted. The host can also edit, preview, and unlist the experiences that are listed. Additionally, it contains a duplicate button that enables hosts to duplicate the experience listing.

[Become a Host](#)

Dashboard
Profile
My Listing
My Experience
My Bookings
My Trips
Wishlist
Messages
Payment & Account

My Experience

All

Listed

Unlisted

Adventure Trekking Family Trip

📍 7, 1st St, Chinnaiyan Colony, State Bank Colony, Perambur, Chennai, Tamil Nadu 600012, India

★ 5 (1)

\$ 100

Listed

Duplicate

[Edit Experience](#)
Approved
[Preview](#)

Kochi Hills Trekking Duplicate

📍 69, Marathahalli, Kochi, Kerala 431809, India

★ 0 (0)

\$ 100

Unlisted

[Edit Experience](#)
Approved
[Preview](#)

Kochi Hills Trekking

📍 69, Marathahalli, Kochi, Kerala 431809, India

★ 0 (0)

\$ 100

Listed

Duplicate

[Edit Experience](#)
Approved
[Preview](#)

© 2022 Buy2Rentall. All Rights Reserved
🌐 English \$ - USD Support & resources ▾

[sangvishtech](https://sangvishtech.com)

[+91 8300505021](https://wa.me/918300505021)

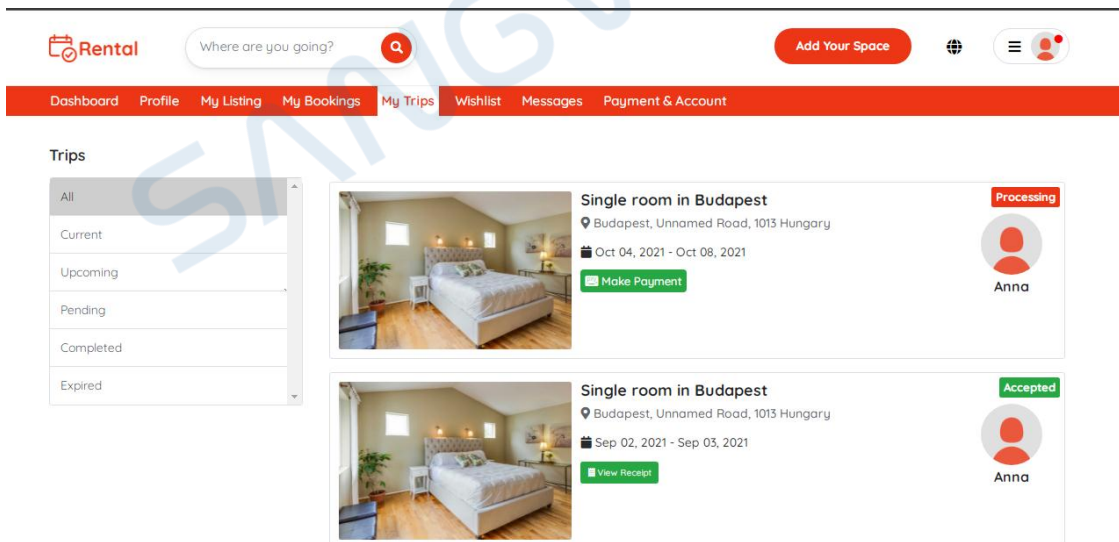
info@sangvish.com

www.sangvish.com

My Trips

- My Trips has the information about all the trips you have booked and requested.
- All Trips – It contains a list of all trips, including those that are pending, current, completed, or expired.
- Pending Trips - This section contains a list of reservations that are awaiting approval from the host.
- Current Trips - It has contains a list of your current trips.
- Completed Trips - It has lists all of the trips that have already been completed.
- Upcoming Trips - It includes information about upcoming trips.

From My trips, the guests can view the details about the properties and the status for booking. Also, they can view the host's profile and know more details about the host by clicking the hosts' name.



The screenshot displays the 'My Trips' section of the Sangvish Rental app. At the top, there is a navigation bar with options: Dashboard, Profile, My Listing, My Bookings, My Trips (selected), Wishlist, Messages, and Payment & Account. Below the navigation bar, there is a search bar with the text 'Where are you going?' and a search icon. To the right of the search bar are buttons for 'Add Your Space', a globe icon, and a user profile icon. The main content area is titled 'Trips' and features a filter menu on the left with options: All, Current, Upcoming, Pending, Completed, and Expired. The main content area shows two trip listings. The first listing is for a 'Single room in Budapest' with a location of 'Budapest, Unnamed Road, 1013 Hungary' and dates 'Oct 04, 2021 - Oct 08, 2021'. It has a 'Processing' status and a 'Make Payment' button. The second listing is also for a 'Single room in Budapest' with the same location and dates 'Sep 02, 2021 - Sep 03, 2021'. It has an 'Accepted' status and a 'View Receipt' button. Both listings feature a photo of a bedroom and a profile icon for the host 'Anna'.

The Guest can view the receipt for their booking by clicking the view receipt button. The receipt will have the details like accommodation address, host, check-in, check out dates, and other payment details.

🔍

Add Your Space

🌐
☰
👤

Receipt # 11

Customer Receipt
Confirmation Code : pdoUA0

PDF

Name : Albert Stephen

Accommodation Address	Travel Destination	Duration	Accommodation Type
Single room in Budapest Budapest, Unnamed Road, 1013 Hungary Budapest, Budoapest 1013	Budapest Accommodation Host Anna Grace	1 Nights Check In Thu, September 02, 2021 Flexible check in time	Bed & Break Fast Check Out Fri, September 03, 2021 Flexible check out time

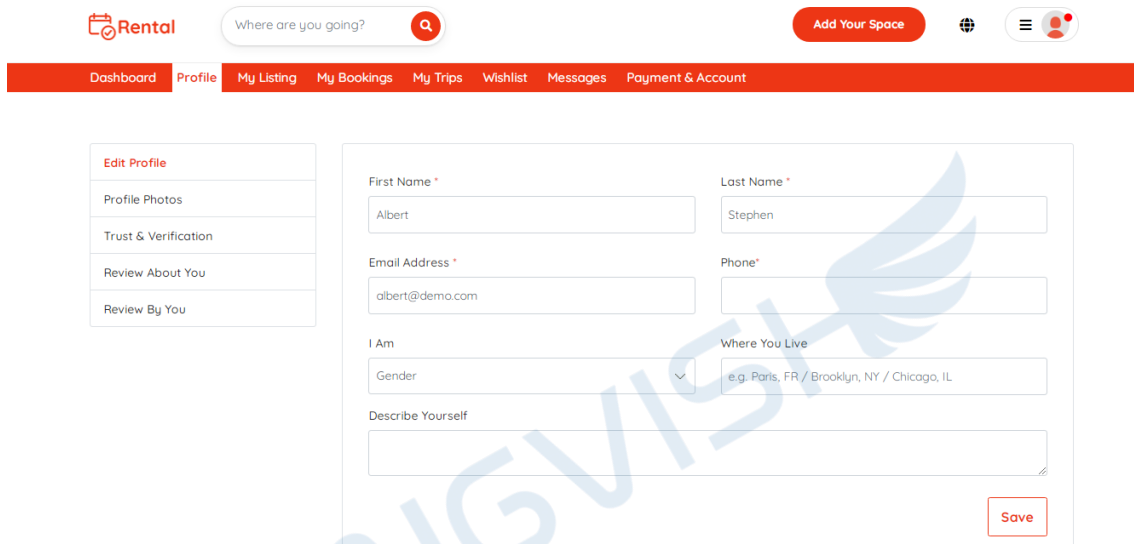
Booking Charges	
02-09-2021	₹2318
₹2318 x 1 Nights	₹2318
Cleaning Fee	₹331
Buy2Rental Service Fee	₹132
total	₹2782

Payment Received: ₹2782

Profile Page

Edit Profile:

Users can edit their personal details such as their name, email address, and phone number. Some profile details are optional, such as the location and description fields.



Rental Where are you going?

Dashboard **Profile** My Listing My Bookings My Trips Wishlist Messages Payment & Account

Edit Profile
Profile Photos
Trust & Verification
Review About You
Review By You

First Name * Last Name *

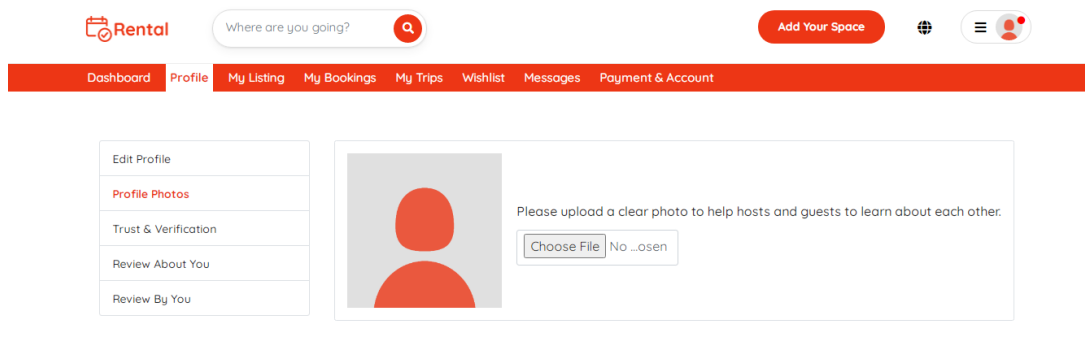
Email Address * Phone*

I Am Where You Live

Describe Yourself

Photos:

Users can add their Profile photos here.



Rental Where are you going?

Dashboard **Profile** My Listing My Bookings My Trips Wishlist Messages Payment & Account

Edit Profile
Profile Photos
Trust & Verification
Review About You
Review By You

Please upload a clear photo to help hosts and guests to learn about each other.

No ..osen

Trust and Verifications:

It will include options for multiple verifications, such as Document verification, which will allow users to upload their id proofs in image format. This increases the rental system's reliability. Users can also use other social media accounts to verify their accounts, such as Facebook and Google. The user gets the verified account badge for their profit once the admin has verified all of the details. This aids in the development of guest trust.

The screenshot displays the user interface for the 'Trust & Verifications' section. At the top, there is a navigation bar with the 'Rental' logo, a search bar containing 'Where are you going?', and an 'Add Your Space' button. Below the navigation bar is a menu with options: Dashboard, Profile, My Listing, My Bookings, My Trips, Wishlist, Messages, and Payment & Account. The 'Trust & Verification' option is highlighted in red.

The main content area is divided into two sections:

- Your Current Verifications:** This section shows a green bar with the text 'No Verification Available'.
- Add More Verifications:** This section contains four verification options, each with a 'Connect' button:
 - Email:** Please verify your email address by clicking the link in the message we just sent to: albert@demo.com.
 - Facebook:** Sign in with Facebook and discover your trusted connections to hosts and guests all over the world.
 - Google:** Connect your Buy2Rental account to your Google account for simplicity and ease.
 - Document Verification:** Please upload your documents for ID verification. Eg: Passport, Driving License.

On the left side of the page, there is a sidebar menu with the following options: Edit Profile, Profile Photos, Trust & Verification (highlighted), Review About You, and Review By You.

Reviews:

The Reviews section displays both the user's own reviews of other properties as well as reviews given to them by other users. "Reviews about you and Reviews by you"

Reviews about you

The guest's reviews can be viewed by the host.

Dashboard
Profile
My Listing
My Bookings
My Trips
Wishlist
Messages
Payment & Account

Edit Profile

Profile Photos

Trust & Verification

Review About You

Review By You

Shared room in New York

⚠ Review is hidden. Please complete your part of the review to make it visible.

Complete review

🕒 1 month ago

demo

Shared room in New York

Lorem Ipsum is simply dummy text of the printing and typesetting industry.

View Details

🕒 1 month ago

demo

Reviews by you

- **Write Review:** You can write the review for the host or the guest.
- **Past Review:** The past review will show you the submitted reviews for your previous trips.
- **Expired reviews:** Trips for which users have failed to leave a public review will be displayed.

Dashboard
Profile
My Listing
My Bookings
My Trips
Wishlist
Messages
Payment & Account

Edit Profile

Profile Photos

Trust & Verification

Review About You

Review By You

Write Review
Past Review
Expired Review

Shared room in New York

📅 Aug 09 - 10, 2021

good

View Details

🕒 1 month ago

Demo Demo

Payment and Account Page

The Account page will include a number of payment related options.

Wallet and payouts:

When the host receives the payment for the booking then it is the payout for them and it will be added to their wallet. If a guest cancelled a booking and get the refund then the amount will be added to their wallet.

Payout Method

Our Buy2Rental ensures a secure transaction, and it supports multiple payment methods. It supports bank, PayPal, Stripe payment methods. The user can add their preferred method by filling in the details and completing the process successfully. The account will be available in the payout method for upcoming payouts once it has been added.

Transaction History

This section has the entire transaction history the details include booking type, payment method, amount, and the date of transaction.

The screenshot shows the 'Transaction History' section of the user dashboard. On the left, there is a sidebar menu with options: 'Wallet & Payouts', 'Payout Methods', 'Transactions History' (highlighted in red), and 'Change Password'. The main content area is titled 'Transactions History' and includes a date range selector set to '4-10-2021-4-10-2021' with a 'Filter' button. Below this is a dropdown for '25' items and a search box. A table displays the transaction details:

Type	Payment Method	Amount	Date
Bookings	Stripe	₹ 12188	04-09-2021 6:13 AM
Bookings	Paypal	₹ 2318	31-08-2021 8:30 AM

Below the table, it says 'Showing 1 to 2 of 2 entries' and has navigation buttons for 'Previous', '1', and 'Next'.

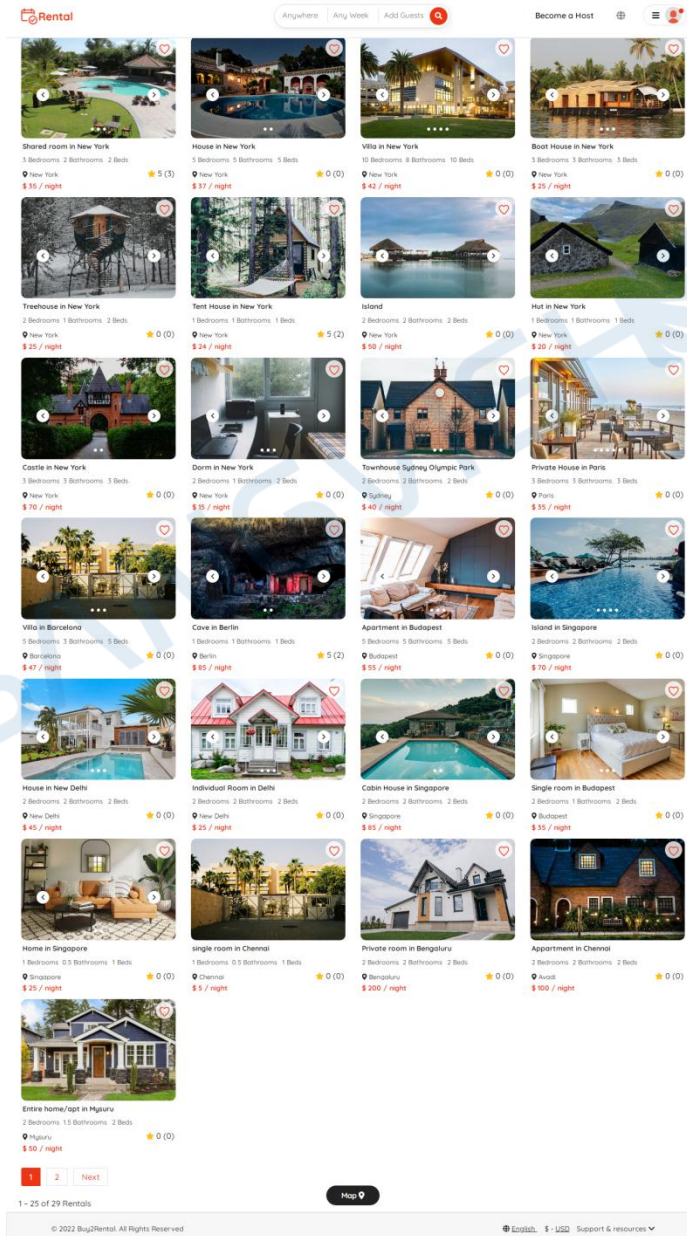
Change Password

The users can change their passwords to keep their accounts more secure.

The screenshot shows the 'Change Password' form in the user dashboard. The sidebar menu on the left has 'Change Password' highlighted in red. The main form area contains three input fields: 'Old password *', 'New password *', and 'Confirm password *'. At the bottom of the form is an 'Update password' button.

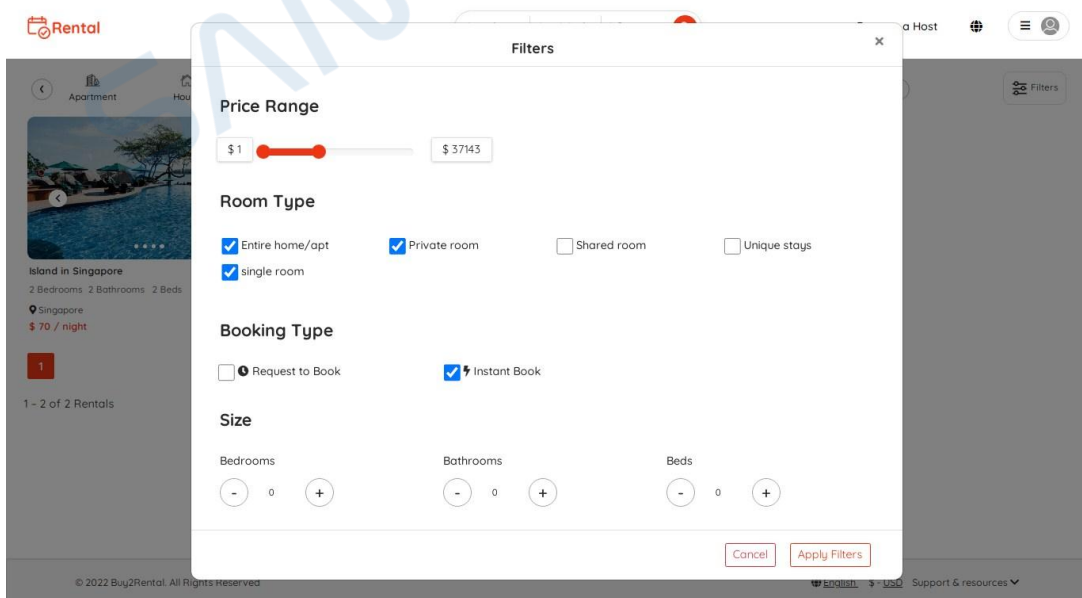
Search Options In Homepage

Guests can search for the property and the experience on the homepage based on their choice. In the home page it also has the filter option. Filter let you select based on the guests' preference within a single click. Also it has the map options which enables the guest to find the properties based on the location. Also, in the map search the price wise location pin feature is included, so that the guests can search based on their budget.



Search Option for Property

- Guest can search by providing the details like location, check-in, check out, and the number of guests in the homepage.
- The guest can use the filters like room type which may be entire home, private room, and unique stays and, shared room.
- Also, the user can filter the properties by booking type: instant booking or request to book. Also for the instant booking property will differentiate with the flash icon
- Guest can also search the property by typing the location, or by dragging the map and choosing the location.
- Guests can use price filters to narrow down property listings based on their price limit.
- Guests can use the More Filter option to optimize their search by using Bedrooms, Beds, Bathrooms, Amenities, and Property Type to get a better result. When all of the details and filtrations have been entered correctly, a matched listing will appear on one side. Guests, on the other hand, will see a map of the corresponding listings.



Search Page for Experience

- Guest can search by clicking the experience and providing the details like location, check-in, check out, and the number of guests. Then they will be redirected to the search result page.
- In the search result page, they can use the filters like experience type which may be Night life, Nature, Music and etc.
- Also, the user can filter the properties by booking type: instant booking or request to book.
- Guest can also search the experience by typing the location, or by dragging the map and choosing the location.

Results for **Bengaluru, Karnataka, India**

Booking Type Experience Type

Show Map

Experience Name	Max People	Duration	Location	Price	Rating
Adventure with Local Guide	6	10 hours	Bengaluru	\$ 40	0 (0)
2 Days family Package	5	2 Days 1 Night	Bengaluru Packages		0 (0)
Adventure Trip	4	2 Days 1 Night	Bengaluru	\$ 50	5 (2)
Adventure Helicopter Ride	10	2 hours	Bengaluru	\$ 30	0 (0)
Adventure Microlight Flying	4	2 hours	Bengaluru	\$ 40	0 (0)

View Listing

- The guests can view the details of the listing property by clicking on the particular listing. The Listing page has four sections.
- The guests can also share the property on social media like Facebook and linked in.
- Photos – It displays the images of the property.
- Overview - The listed property will have information like property name, type, number of guests allowed, number of beds, bathrooms, and other amenities available in the property. And also you can check the availability by clicking the check availability button. Also, it has a brief description of the property.
- Location – The location of the map will be displayed at the bottom of the listing, along with similar lists.
- Review – Every listing will have reviews about the properties, which are given by the previous guests.





Rental

Add Your Space

Shared room in New York

5.0 (2) • New York, New York, United States

Entire rental unit hosted by Athi Lakshmi

3 Guests • 3 Bedrooms • 2 Bathrooms

About this listing

New York Shared room

The Space

Bed type: King Bedrooms: 3
 Property type: House Bathrooms: 2
 Accommodates: 4 Beds: 2

Amenities

- Essentials
- Cable TV
- Heating
- TV
- Air-Conditioning
- Kitchen

[+ More](#)

Prices

Extra people fee charge: Monthly discount (%) \$ 0 / month

Weekly discount (%) \$ 0 / week

Safety Features

Smoke Detector Carbon Monoxide Detector
 First Aid Kit Safety Card
 Fire Extinguisher

Availability

1 night [View Calendar](#)

\$ 35 / night

Check in	Check Out
04-10-2021	05-10-2021
Guests	1

[Request to Book](#)

You'll be able to review before paying.

Total \$ 44

Review 5.0 (2)

Summary

Accuracy	4.5	Location	5.0
Communication	5.0	Check in	3.5
Cleanliness	5.0	Value	5.0

Demo Demo
 @ 01-08-2021 12:00 AM

★★★★★

Lorem ipsum is simply dummy text of the printing and typesetting industry.

Demo Demo
 @ 01-08-2021 12:00 AM


★★★★★

It's awesome


[View Other Reviews](#)

About the Host


Athi Lakshmi
 Member since July 2021




Similar Listings




House in New York
 3 Guests • 3 Bedrooms • 3 Bathrooms
 New York
 \$ 37 / night




Villa in New York
 10 Guests • 10 Bedrooms • 8 Bathrooms
 New York
 \$ 42 / night




Bout House in New York
 5 Guests • 3 Bedrooms • 3 Bathrooms
 New York
 \$ 23 / night




Treehouse in New York
 3 Guests • 2 Bedrooms • 1 Bathrooms
 New York
 \$ 25 / night




Tent House in New York
 2 Guests • 1 Bedroom • 1 Bathrooms
 New York
 \$ 24 / night



Island
 4 Guests • 2 Bedrooms • 2 Bathrooms
 New York
 \$ 50 / night



Hut in New York
 2 Guests • 1 Bedroom • 1 Bathrooms
 New York
 \$ 20 / night



Castle in New York
 4 Guests • 3 Bedrooms • 3 Bathrooms
 New York
 \$ 30 / night

sangvishtech

+91 8300505021

info@sangvish.com

www.sangvish.com

View Experience

- The guests can view the details of the listed experience by clicking on the particular experience. The Listing page has four sections.
- The guests can share the property on social media like Facebook and linked in by clicking on the share icon, and the particular experience can be added to their wish list by clicking on the favorite icon.
- Photos – It displays the images for the experience.
- Overview - The experience will have information like experience name, type, number of guests allowed, inclusion, exclusion, pricing details and cancellation policy. And also you can check the availability by clicking the check availability button. Also, it has a brief description of the property.
- If the experience listed as package then the package details will be shown below the description. The guest can choose their preferred package.
- Location – The exact location of the map will be displayed at the bottom of the listing, along with similar listings.
- Review – Every listing will have reviews about the properties, which are given by the previous guests.



Entire rental unit hosted by John Doe

Max People: 5 | Duration: 2 Days 1 Night | Type: Nature

About this listing

Munna trekking is a fantastic adventure, which brings peace to the heart and mental rejuvenation. The hike in the high altitude region provides a rewarding experience.

Inclusion

- ✓ Departure tax
- ✓ Entry tax
- ✓ National park entrance fee
- ✓ Tip or gratuity
- ✓ Entry or admission fee
- ✓ Landing & facility fees
- ✓ Parking fees

Exclusion

- Food & drinks
- Fuel surcharge
- Bus fare
- Wifi

Prices

Cancellation Policy: **Flexible**

Availability

[View Calendar](#)

Description

About Place

Munna trekking is a fantastic adventure, which brings peace to the heart and mental rejuvenation.

Place is Great For

Munna is a great place for wonderful vacation.

About Neighborhood

At Munna's Wander Valley Adventure & Amusement Park, you'll have an adventure like no other.

Guest can Access

The hike in the high altitude region provides a rewarding experience as well as an opportunity to see [More](#).

Get Around

At Munna's Wander Valley Adventure & Amusement Park,

Other

Munna trekking is a fantastic adventure, which brings peace to the heart and mental rejuvenation.

Packages

FAMILY TREKKING PACKAGE 1

Full details
Wear comfortable clothing and footwear.
This might be an individual or groups activity.
Bring an extra set of clothes.
Follow the guide/instructor/trainer's exactly.

No. of Qty: 1

[Add to Cart](#)

No. Adults: 2
No. Child: 2
No. Infants: 1

[View Details](#)

FAMILY TREKKING PACKAGE 2

Full details
This might be an individual or groups activity.
Bring an extra set of clothes.
Follow the guide/instructor/trainer's exactly.

No. of Qty: 1

[Add to Cart](#)

No. Adults: 2
No. Child: 1
No. Infants: 2

[View Details](#)

No Reviews Yet

The host has reviews for other properties.

[View Other Reviews](#)

About the Host

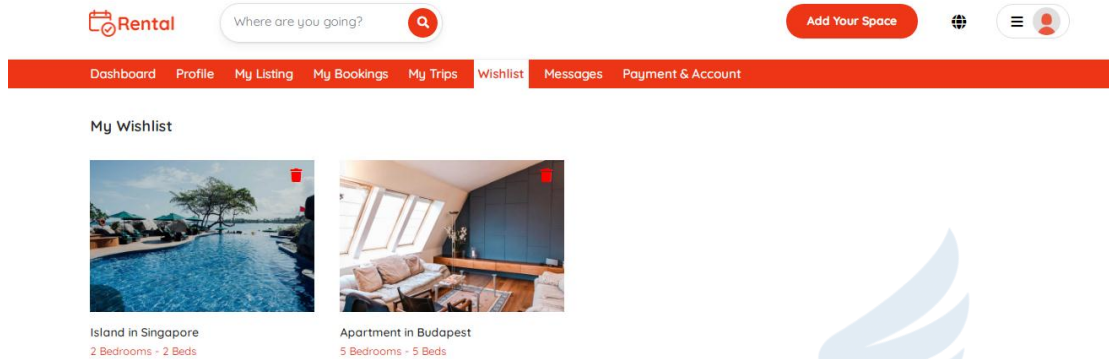
John Doe

Member since July 2021

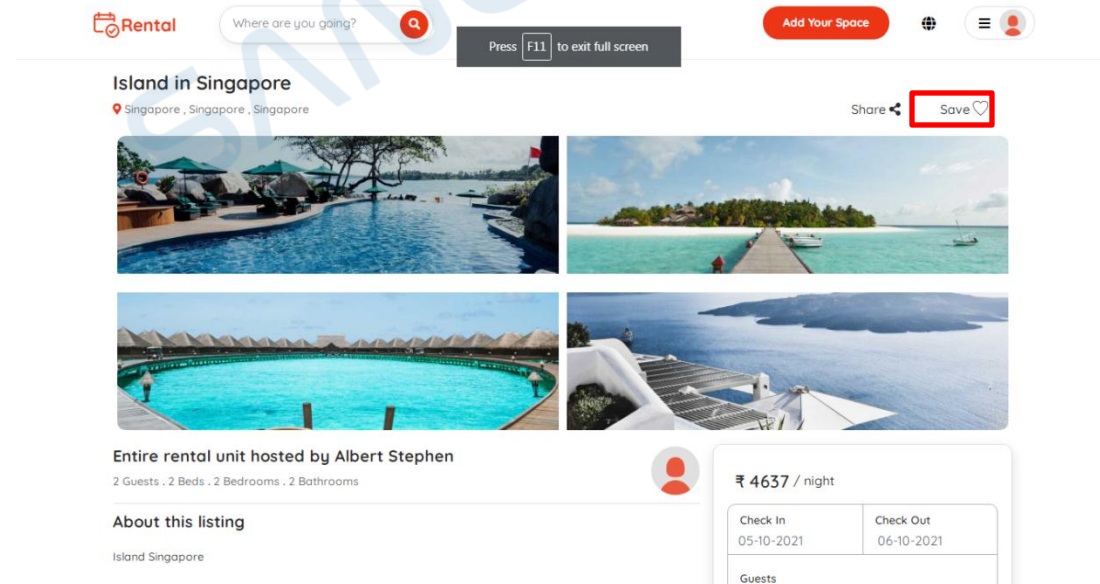


Wishlist

If a guest finds a pleasant property but does not need to book right off the bat, they can add it to their wish list. So that the particular property will be saved to the wishlist, and guests will be able to book at any time.

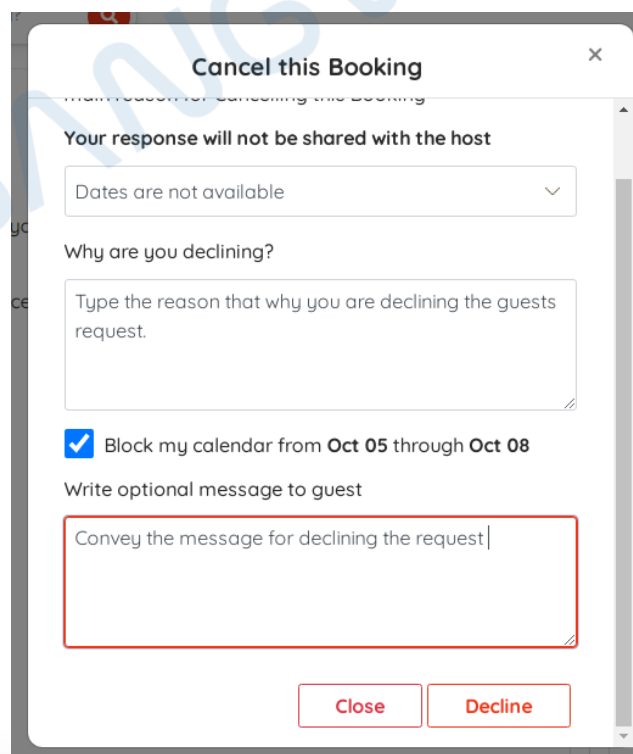


By clicking the save button on the property listing, users can quickly add it to their wish list.



List of Reasons That Hosts Declining the Reservation Request

- The host can decline a booking request from the guest for the following reasons,
- Dates are not available – The host may decline the request when the dates are not available and can also block the dates.
- If the host doesn't feel comfortable with the guest, then the request can be declined.
- Their listing does not meet the needs of the guests, such as children, pets, and so on.
- They're holding out for a more appealing reservation.
- The guest requests dates other than those listed in this request.
- If the message from the guest looks like spam.
- It is possible to include There are several other compelling reasons to inform the Guest that their listing is unavailable.



Cancel this Booking ×

Main reason for canceling this booking

Your response will not be shared with the host

Dates are not available ▾

Why are you declining?

Type the reason that why you are declining the guests request.

Block my calendar from Oct 05 through Oct 08

Write optional message to guest

Convey the message for declining the request |

Close Decline

Booking Options For Guest

Guests have the succeeding booking choices:

Request for Booking

If a guest wishes to book a property or a experience and the host has enabled the "Request to book" option, the guest will be able to complete the booking once the host has pre-approved the request.

Instant Booking

When the Host lists the property or experience by selecting the Instant Booking option, then the guest can book a property immediately without the need for the host's approval.

Functionality for sharing a room and making reservations

In the case of a shared room, it is not reserved till the entire reservation has been completed. If the partial spare room is not booked, it will be available for someone to book.

Payment Methods

The guest can select between PayPal and Stripe as a payment option.

PayPal:

If the selected payment method is PayPal, the guest should fill in the necessary PayPal Account details. It includes PayPal account ID and Password.

Stripe:

If the guest selects the Stripe payment method, they need to provide their debit or credit card details. And they can complete the payment.

Razorpay:

In the version 5.0 the Razorpay payment gateway is added for the users to complete the payment effortlessly using their account details.

Wallet:

When the user's wallet has credits more than booking amount, they can make a booking via wallet payment.

Cancellation Policy

Buy2Rental gives hosts the option of choosing one of three cancellation policies such as Flexible, Moderate, or Strict when listing the particular property. If the guest needs to cancel the booking they can by clicking the cancel option for the particular booking in my trips.

Flexible: Full refund 1 day prior to arrival, except service fees

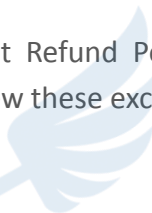
- Cleaning fees are always refunded if the guest did not check in.
- The Buy2rental service fee is non-refundable.
- If there is a complaint from either party, notice must be given to Buy2rental within 24 hours of check-in.
- Buy2rental will mediate when necessary, and has the final say in all disputes.
- A reservation is officially canceled when the guest clicks the cancellation button on the cancellation confirmation page, which they can find in Dashboard > My Trips > Change or Cancel.
- Cancellation policies may be superseded by the Guest Refund Policy, safety cancellations, or extenuating circumstances. Please review these exceptions.
- Applicable taxes will be retained and remitted.

Moderate: Full refund 5 days prior to arrival, except fees

- Cleaning fees are always refunded if the guest did not check in.
- The Buy2rental service fee is non-refundable.
- If there is a complaint from either party, notice must be given to Buy2rental within 24 hours of check-in.
- Buy2rental will mediate when necessary, and has the final say in all disputes.
- A reservation is officially canceled when the guest clicks the cancellation button on the cancellation confirmation page, which they can find in Dashboard > Your Trips > Change or Cancel.
- Cancellation policies may be superseded by the Guest Refund Policy, safety cancellations, or extenuating circumstances. Please review these exceptions.
- Applicable taxes will be retained and remitted.

Strict: 50% refund up until 1 week prior to arrival, except fees

- Cleaning fees are always refunded if the guest did not check in.
- The Buy2rental service fee is non-refundable.
- If there is a complaint from either party, notice must be given to Buy2rental within 24 hours of check-in.
- Buy2rental will mediate when necessary, and has the final say in all disputes.
- A reservation is officially canceled when the guest clicks the cancellation button on the cancellation confirmation page, which they can find in Dashboard > Your Trips > Change or Cancel.
- Cancellation policies may be superseded by the Guest Refund Policy, safety cancellations, or extenuating circumstances. Please review these exceptions.
- Applicable taxes will be retained and remitted.

SANGVISH 

Buy2Rental Admin Panel

Admin Dashboard

Buy2Rental Admin Dashboard has the details about the total number of users, total number of properties, total reservations, and also the today users, rooms, and bookings. There's also a revenue graph and latest bookings.



Site Settings

a. General

In the General site settings, the admin can make general modifications to the website like site name, logo, favicon, head code, default languages, default currency, auto-approval properties, User Login/Sign Up Image, Admin Login Image, and primary color. Also the admin can add or modify the images for each property listing steps.

Preferences

Here, the admin can set the factors for the entire website like row per page, data separator, date format, time zone, money symbol position.

Manage Admin

a. Admin Users

This section has information about the admin, and the details include username, email, role name, status, and action. Also, the website can have multiple admins. New admin can add using the add admin user option.

b. Roles & Permission

The admin can add new roles and responsibilities; also, the admin can edit the previously added roles and their responsibilities. It shows the list of current roles with the details like Name, Display Name, Description, and Action (edit or delete option).

Manage Users

The manage users have the entire user's data like ID, First Name, Last Name, Phone, Email, Status, Created date, time, and Action. The admin can add, edit or delete the user. Also, the admin can edit the status of the customers (active or inactive). The customer data can be viewed by applying filters like date range, status, and customer name. The data can be downloaded in the formats such as CSV and PDF.

Manage Listing

The admin can manage all the listed properties in this section. It consists of information like Id, Name, Host Name, Space Type, Status, Admin Status, Approval, Date, Action. The admin can edit or delete the listing. In this section, the admin can add the new listing. Admin has the ability to approve or disapprove the listing. And the admin can edit or modify the details like property type, location, photos, description, room type, adding a weekly and monthly discount, amenities, etc. Data can be downloaded in the formats such as CSV and PDF and, it has the Reset Option.

Manage Experience

Like properties, the admin can manage all the listed experience in this section. It consists of information like Id, Name, Host Name, Status, Admin Status, Approval, Date, Action. The admin can edit or delete the experience. Admin has the ability to approve or disapprove the listing. And the admin can edit or modify the details like experience type, location, photos, description, inclusion, exclusion, etc. Data can be downloaded in the formats such as CSV and PDF and, it has the Reset Option.

Experience Settings

In the experience settings, the admin can manage the experience type, inclusion and exclusion

a. Experience Type

Admin can create new experience types or delete those that already exist. It will be reflected in the experience type drop-down list for the host when listing.

b. Inclusion

Admin has the right to add or delete the Inclusion. The newly added Inclusion will reflect when listing the Experience.

c. Exclusion

Admin can add or delete the Exclusion. The newly added exclusion will reflect when listing the Experience.

Manage Bookings

All bookings are handled in this section by the admin, and the administrator has access to the complete booking details, including the fee structure. It displays information such as the host's name, guest's name, property's name, total amount, status, date, and action. The admin can download the data in CSV or PDF format.

Penalty

If the host cancels the booking before it has been accepted, the host is responsible to a penalty. Also the host penalty will be applicable to the expired booking request which is not responded. The admin can set the host penalty amount.

Payout Request

If the hosts request for the payout, then it will be shown in this section. The hosts can request the payout in two payment methods such as Bank and PayPal. If the host selects the payment method as a bank, then the admin needs the bank account details like account number, bank name, account holder name and etc. If the host requested PayPal, then the admin requires the PayPal id of the host. The Admin will get the details and send the payout amount using the host requested payment method manually. Once the Admin paid the amount, the admin can change the status. The amount will be transferred to the host's account within 2-3 days according to their preferred payment method and bank server.

Listing Settings

In the listing settings, the admin can manage the types of property, room, and bed.

a. Property Type

Admin can create new property types or delete those that already exist. It will be reflected in the property type drop-down list for the host when listing their property.

b. Room Type

Admin has the right to add or delete the room type. The newly added room type will reflect in the room type drop-down list when listing the property.

c. Bed Type

Admin has the right to add or delete the bed type. The newly added bed type will reflect in the room type drop-down list when listing the property.

Manage Amenities

a. All Amenities

The admin can add or edit the amenities. For adding the amenities the following details have to be provided: Name, Description, Symbol, Amenities type and the status. By changing the status from active to inactive the admin can remove it.

b. Amenities Types

Admin can add the new amenities type and can change the status of the type.

User Reviews

It contains the complete list of reviews left by both the host and the guest. The reviews can be edited by the admin. The admin can also download the data in CSV or PDF formats and the admin can reset.

Site Testimonials

The admin can manage the testimonials of the website. The admin can add, edit or remove the testimonials. And the testimonial has the details like Name, Designation, Description, Review, Status, Created Date, Time, and Action.

Customer Messages

On this page, the admin manages the customer messages. The admin can view the conversation between the host and the guest. Also, the admin can edit and update the last message sent.

Report and Stats

In the Reports and Stats, you can create several reports that show how the platform is being used.

a. Overview

It has the overview report for the website. The report can be filtered using the date range and the property type. Also, the reports can be downloaded as PDF, JPEG, PNG, and SVG image formats.

b. Booking Report

You can generate the booking report and it has the sales graph. the report can be downloaded as PDF, JPEG, PNG, And SVG image formats.

c. Data Analysis

In this section, the admin can view the average sales of the website and the rates of reservation.

Home Page Settings

a. Banners

The admin can manage banner images and its content, which will be shown in the website home page.

b. Popular Cities

Admin can add the cities with images to feature in the Home page under popular cities section.

Static Page CMS

In this page, the Admin can manage all of the Buy2Rental website's static pages. The admin has the ability to edit, delete, and add new static pages.

Manage Currency

The admin has the option to add new currencies or remove existing ones. It will reflect in the footer and the home page.

Manage Language

Admin can add new languages or remove existing ones. It will reflect in the footer and the home page.

Manage Country

The Admin can manage the countries in which the site can be used. The admin can easily add, delete, edit, and manage the list of countries.

Payment and Fee Settings

The admin can manage the Payment methods, Fee and Tax settings.

a. Payment Method

The Payment Gateways PayPal and Stripe can be managed here. It has the details about the PayPal like username, password, signature, mode and status. For Stripe Payment, it has the fields like stripe publishable key, stripe secret key, stripe status.

b. Fees & Tax Settings

The admin can add the fees and taxes like Guest service charge, host fee, I.V.A Tax and Accommodation Tax.

Manage Email

Manage email has two options that include: Email Setting and Email Templates.

a. Email Settings

In the Email Setting the admin can define and change the details like Email protocol, host, from address, from name, encryption, user name and the password.

b. Email Templates

In Buy2Rental, the admin can create the email templates for various tasks like Account info update, account info delete, booking, email confirmation and etc. Also the admin can create the email template for their preferred language.

SMS Settings

Buy2Rental uses the Twilio API to send bulk SMS to the users. It has the details like Twilio Phone number, Twilio SID, Twilio Token, Defaults and status.

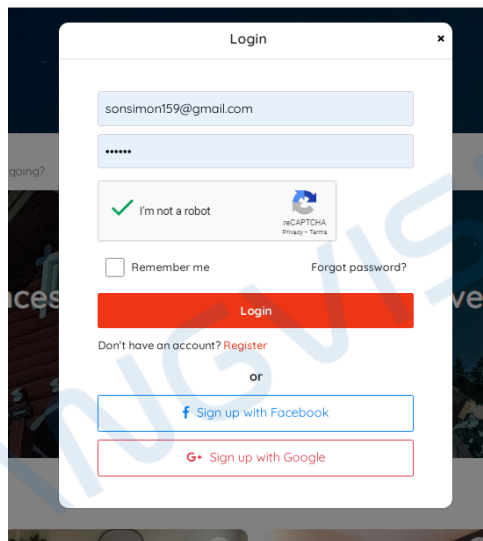
Socail Page And Login Settings

Social Media Links

In this section, the admin can manage their site's social media links, such as Facebook, Twitter, Google, LinkedIn, Pinterest, Youtube and Instagram.

Social Login API

In this section, the admin can manage the API credentials for Facebook and Google. Also admin can add the recaptcha to the website which can safeguard the website from phishing, spam, and other malicious actions.



SEO Settings

The admin can manage the SEO activities here, which helps to improve the page ranking in the search result. The admin can add and edit the Meta tags for each page on the website. It contains Meta titles, descriptions, and keywords.

Site Database Backup

From this page, you can create the database backup the website, once the backup is created you can download the SQL file.

Delete Demo Content

In this section, the website demo contents can be deleted within a single button click.

Core Features of Buy2Rental

- **Mobile-Friendly:** Compatible with all current mobile devices, including smartphones and tablets.
- **Multiple Admin:** Can Create Multiple Admins and provide Permissions and roles can to sub-admins.
- **Effortless Search:** Guests can find what they're looking for quickly using advanced search options.
- **Multiple Currency:** Buy2Rental support types of currencies.
- **Step by Step Listing Process:** Hosts may start listing their property by following a few simple steps.
- **iCalendar:** Using the iCal, you can exchange and sync the data with other calendar systems.
- **Multiple Payment Methods:** Users can use multiple payment methods like PayPal and Stripe. And the users can make secure transactions using these payment gateways.
- **Similar Listings:** When looking at a property listing, the user can find nearby or similar listings.
- **Customizations:** The client will receive 100% source code, allowing them to create a custom rental website according to their specific needs.
- **Multiple Languages:** Buy2Rental supports multiple languages to encourage clients from everywhere in the world.
- **GDRP Cookies:** Included the most significant features for the consumer privacy and cookie policies and permissions.

Server Requirements For Airbnb Clone Script From Sangvish

- Operating System – LINUX
- Web Server – Apache, NGINX
- Databaser - MySQL – 4.x & 5.x
- PHP >= 7.4
- OpenSSL PHP Extension
- PDO PHP Extension
- Mbstring PHP Extension
- Tokenizer PHP Extension
- XML PHP Extension

Live Demo Login Credentials

User / Host Dashboard

Site Link: <https://demowpthemes.com/buy2rental/login>

Username: albert@demo.com

Password: 123456

Admin Panel Dashboard

Link: <https://demowpthemes.com/buy2rental/admin/login>

Username: admin@gmail.com

Password: admin

Contact Us

If you still have any queries or need guidance, please do not hesitate to send an email to info@sangvish.com